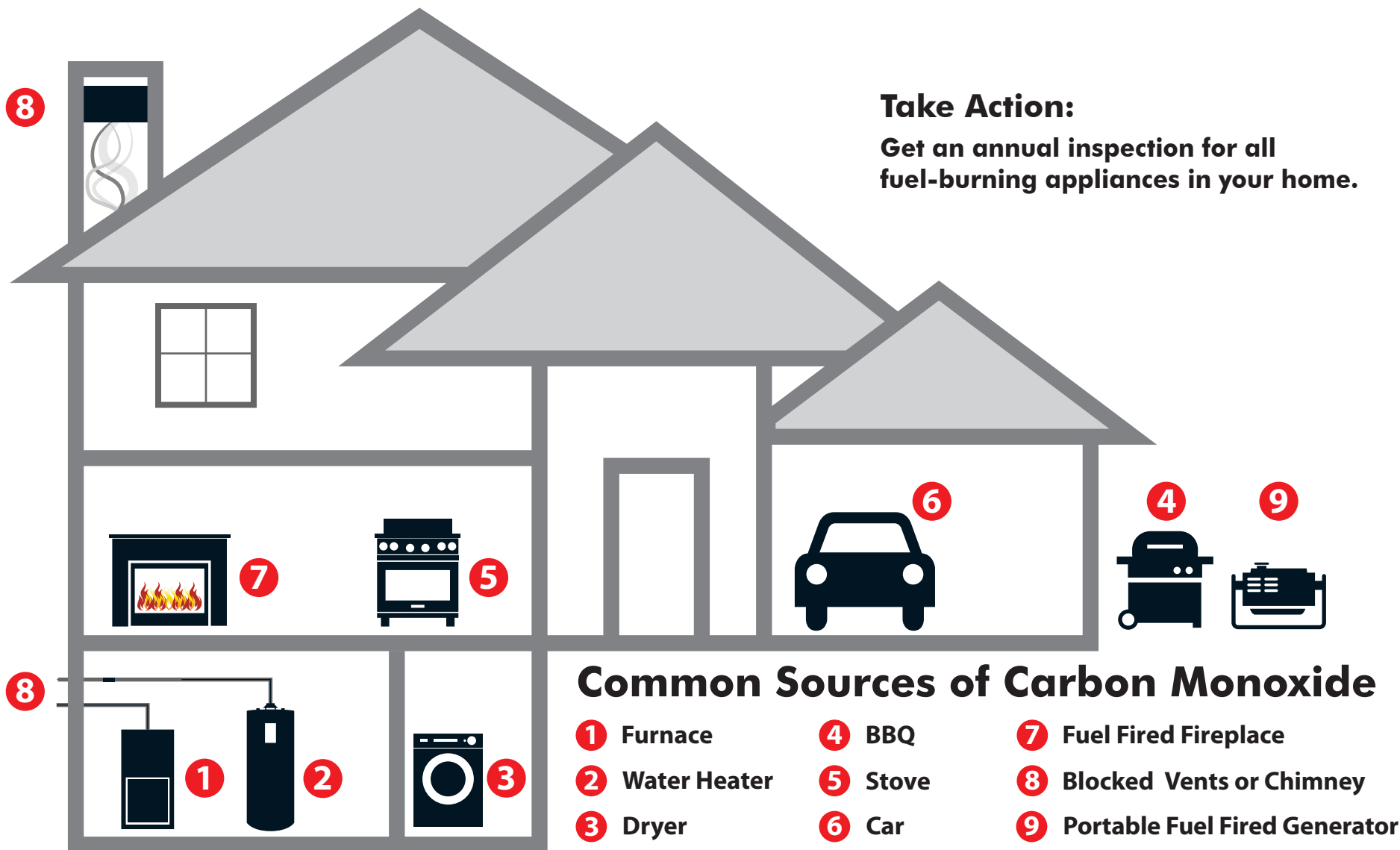


Beat the Silent Killer

Carbon Monoxide Prevention



COSafety.ca

@TSSAOntario

ontario.ca/firemarshal

@ontfiremarshal

In Ontario, over 80% of all injuries and deaths due to carbon monoxide occur in homes.

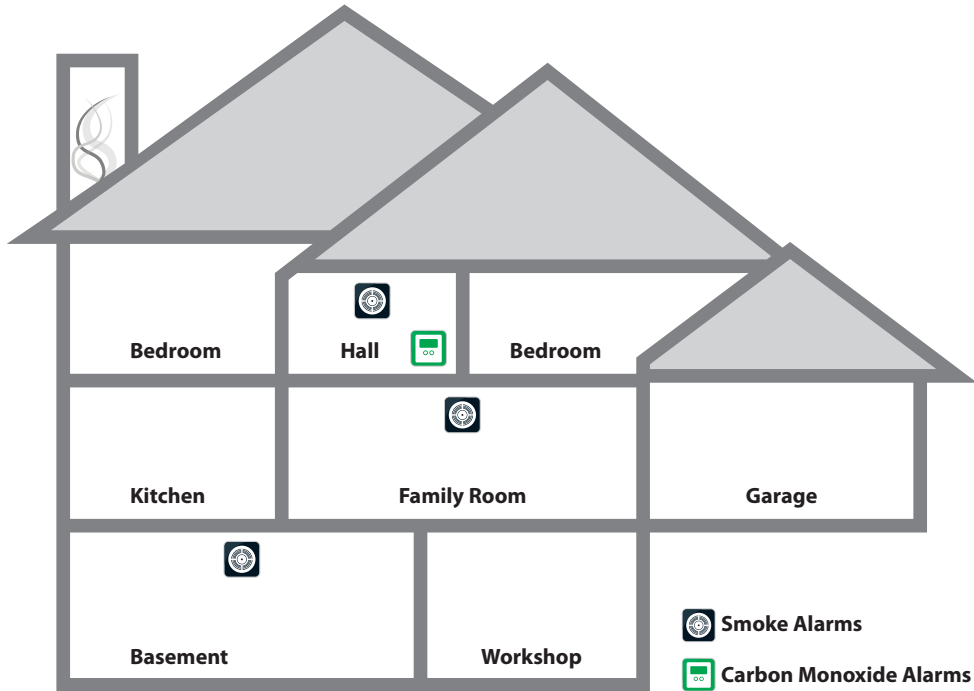
If your home has a fuel-burning appliance or an attached garage, install a carbon monoxide alarm adjacent to each sleeping area.

For added protection, install a carbon monoxide alarm on every storey of the home according to manufacturer's instructions.

Alarm Locations

Take Action:

1. Install and regularly test carbon monoxide and smoke alarms.



Make sure YOUR household is safe from carbon monoxide poisoning.

Homeowners and landlords are responsible for ensuring their properties have working carbon monoxide (CO) alarms. This includes:

Testing:

- It is recommended that carbon monoxide alarms be tested monthly or in accordance with the manufacturer's instructions.

Batteries:

- Replace batteries in carbon monoxide alarms once a year or whenever the low-battery warning sounds.
- Know the difference between a low-battery warning and an emergency alarm – consult the CO alarm manufacturer's instructions.

Replace CO alarms:

- In accordance with the manufacturer's instructions.
- Know what the "end-of-life" warning sounds like – consult the CO alarm manufacturer's instructions.

Landlords:

- Landlords are responsible to ensure working carbon monoxide alarms are installed and maintained in their rental properties.
- The law requires landlords to test CO alarms in rental units annually and when the battery is replaced, changes are made to the electric circuit or a change in tenancy occurs. CO alarms must be tested by pressing the test button.
- The law requires landlords to provide CO alarm manufacturer's maintenance instructions to tenants.

Tenants:

- The law requires tenants to notify the landlord if the CO alarm is inoperable.
- It is against the law for tenants to remove the batteries or tamper with the alarm in any way.

Exposure to CO can cause flu-like symptoms.

If your CO alarm sounds, and you or other occupants suffer from symptoms of CO poisoning, get everyone out of the home immediately. Then call 9-1-1 or your local emergency services number from outside the building.

If your CO alarm sounds, and no one is suffering from symptoms of CO poisoning, check to see if the battery needs replacing, or the alarm has reached its "end-of-life" before calling 9-1-1.



COSafety.ca

@TSSAOntario

ontario.ca/firemarshal

@ontfiremarshal

Beat the Silent Killer

Make sure **YOUR** household is safe from carbon monoxide poisoning.

Ensure all fuel-burning appliances and vents in your home are inspected annually. Find a registered contractor at **COsafety.ca**



Install and regularly test carbon monoxide alarms



of all carbon monoxide deaths and injuries in Ontario occur in homes



Symptoms of carbon monoxide poisoning are similar to the flu without the fever

It is often referred to as The Silent Killer



No Odour




No Colour



No Taste

Many Ontario homes have on average **4-6 fuel-burning appliances** that produce carbon monoxide



Fireplace



Portable Fuel Heater



Dryer



Furnace



Stove



Water Heater



Portable Fuel Fired Generator



COsafety.ca

@TSSAOntario



ontario.ca/firemarshal

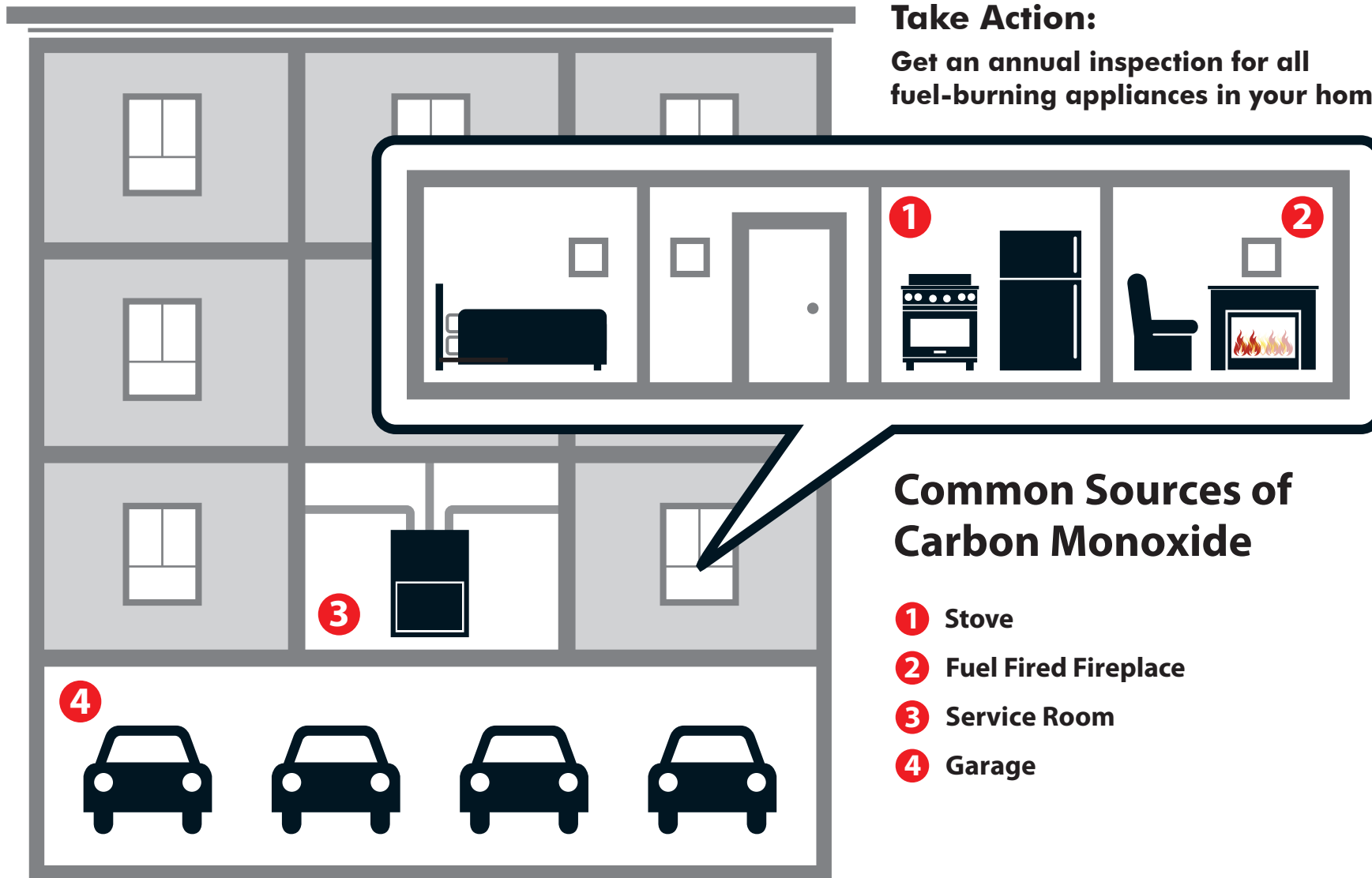
@ontfiremarshal

Beat the Silent Killer

Carbon Monoxide Prevention

Take Action:

Get an annual inspection for all fuel-burning appliances in your home.



Common Sources of Carbon Monoxide

- 1 Stove
- 2 Fuel Fired Fireplace
- 3 Service Room
- 4 Garage



COSafety.ca
@TSSAOntario
ontario.ca/firemarshal
@ontfiremarshal

In Ontario, over 80% of all injuries and deaths due to carbon monoxide occur in homes.

If your condo/apartment unit has a fuel-burning appliance, install a carbon monoxide alarm adjacent to each sleeping area.

If your building has a service room, carbon monoxide alarms must be installed in the service room and adjacent to each sleeping area of all condo/apartment units above, below and beside the service room.

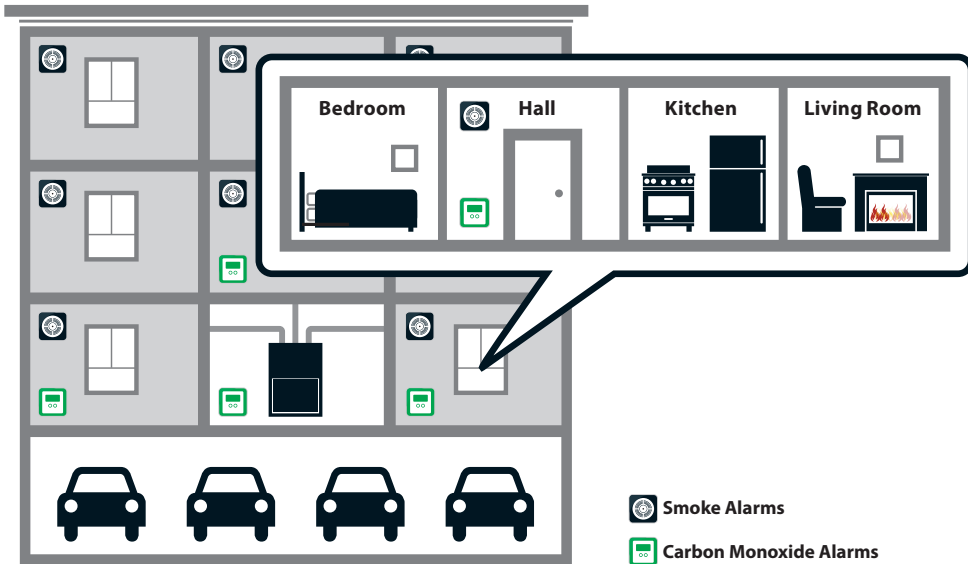
If your building has a garage, carbon monoxide alarms must be installed adjacent to each sleeping area of all condo/apartment units above, below and beside the garage.

For added protection, install a carbon monoxide alarm on every storey of the home according to manufacturer's instructions.

Alarm Locations

Take Action:

1. Install and regularly test carbon monoxide and smoke alarms.



COSafety.ca

@TSSAOntario

ontario.ca/firemarshal

@ontfiremarshal

Make sure YOUR household is safe from carbon monoxide poisoning.

Homeowners and landlords are responsible for ensuring their properties have working carbon monoxide (CO) alarms. This includes:

Testing:

- It is recommended that carbon monoxide alarms be tested monthly or in accordance with the manufacturer's instructions.

Batteries:

- Replace batteries in carbon monoxide alarms once a year or whenever the low-battery warning sounds.
- Know the difference between a low-battery warning and an emergency alarm – consult the CO alarm manufacturer's instructions.

Replace CO alarms:

- In accordance with the manufacturer's instructions.
- Know what the "end-of-life" warning sounds like – consult the CO alarm manufacturer's instructions.

Landlords:

- Landlords are responsible to ensure working carbon monoxide alarms are installed and maintained in their rental properties.
- The law requires landlords to test CO alarms in rental units annually and when the battery is replaced, changes are made to the electric circuit or a change in tenancy occurs. CO alarms must be tested by pressing the test button.
- The law requires landlords to provide CO alarm manufacturer's maintenance instructions to tenants.

Tenants:

- The law requires tenants to notify the landlord if the CO alarm is inoperable.
- It is against the law for tenants to remove the batteries or tamper with the alarm in any way.

Exposure to CO can cause flu-like symptoms.

If your CO alarm sounds, and you or other occupants suffer from symptoms of CO poisoning, get everyone out of the home immediately. Then call 9-1-1 or your local emergency services number from outside the building.

If your CO alarm sounds, and no one is suffering from symptoms of CO poisoning, check to see if the battery needs replacing, or the alarm has reached its "end-of-life" before calling 9-1-1.